



ಬೃಹತ್ ಬೆಂಗಳೂರು ಮಹಾನಗರ ಪಾಲಿಕೆ
Bruhat Bengaluru Mahanagara Palike



BBMP COVID-19 WAR ROOM 04.06.2022



OVERVIEW OF COVID-19 IN BENGALURU



CASE TRENDS

ACTIVE CASES **2,146**

Confirmed Cases

210

17,88,604 #

Recovered Cases

171

17,69,494 #

Death Cases

0

16,964 #



HOSPITALIZATION

17

ICU – V

-

ICU

4

HDU

-

General

13

INCLUDES GOVT. QUOTA AND PRIVATE WALK-IN HOSPITALIZATION



VACCINATION

17,290 1,92,60,052 #

First Dose

2,381

96,16,690 #

Second Dose

8,851

87,88,119 #

Precaution Dose

6,058

6,28,489 #



TRIAGING

MTU

15

Tele Triage

154



ACTIVE CLUSTERS

12

Budding Clusters (<5 Cases)

11

Clusters (> 5 cases)

1



TESTING

14,093 3,01,05,726 #

RAT

2,917

RTPCR

11,176

Positivity : 1.58%

*FOR LAST 7 DAYS

: indicates cumulative numbers till date



ABSTRACT OF COVID-19 SCENARIO IN BENGALURU



	MALE			FEMALE			TRANSGENDER			TOTAL		
	Last 24 Hours	Last 7 Days	Cumulative	Last 24 Hours	Last 7 Days	Cumulative	Last 24 Hours	Last 7 Days	Cumulative	Last 24 Hours	Last 7 Days	Cumulative
Positive Cases	111	802	10,57,917	99	654	7,30,496	0	0	191	210	1,456	17,88,604
Recovered Cases	95	695	10,45,520	76	512	7,23,884	0	0	183	171	1,207	17,69,494
Death Cases	0	0	10,745	0	0	6,215	0	0	4	0	0	16,964
Total Tests Done	In Last 24 hrs. : 14,093			In last 7 days : 92,282			Cumulative : 3,01,05,726					
Vaccine Doses Administered	In Last 24 hrs. : 17,290			In last 7 days : 1,11,113			Cumulative : 1,92,60,052					
ACTIVE CASES									2,146			

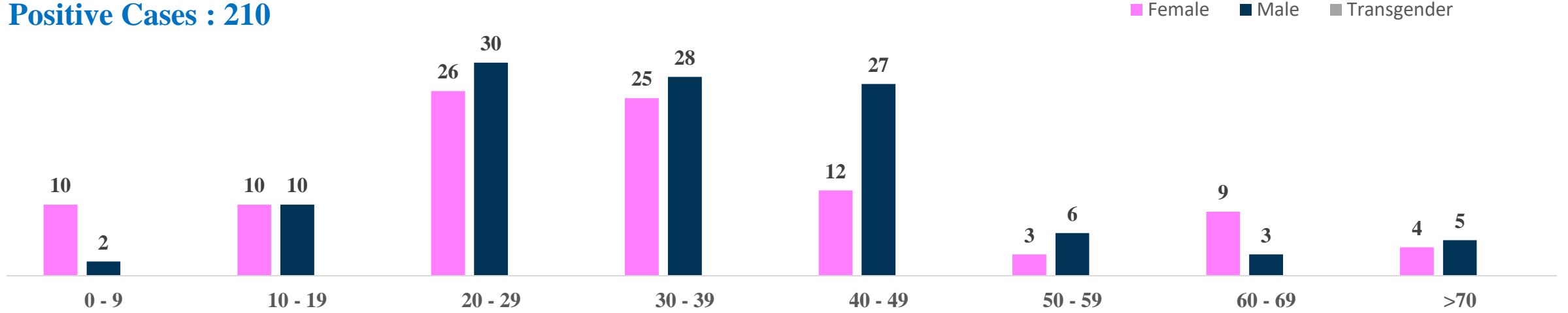
*Covid deaths occurred today : 00 | Covid deaths occurred beyond last 24 hrs., reported today : 00



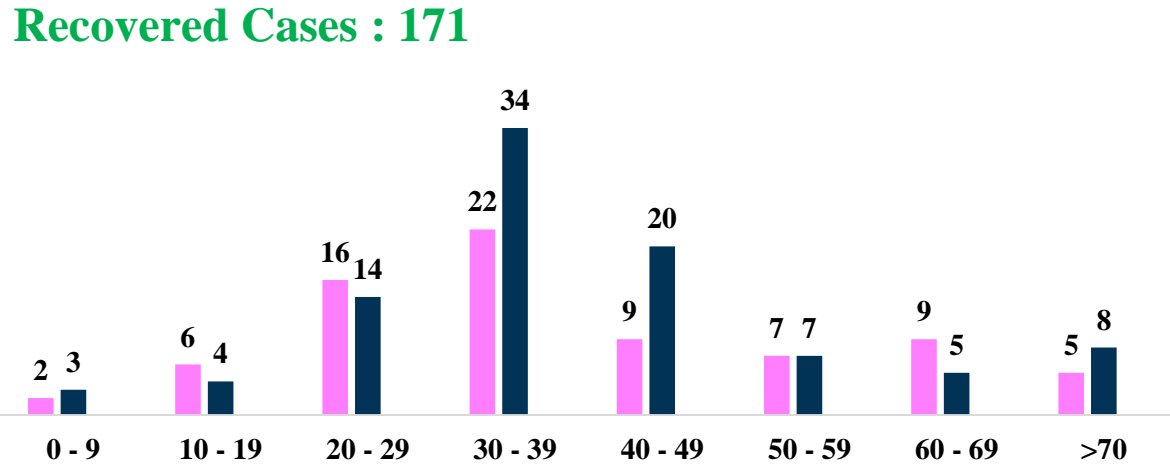
LAST 24 HOURS AGE GROUP AND GENDER WISE DISTRIBUTION



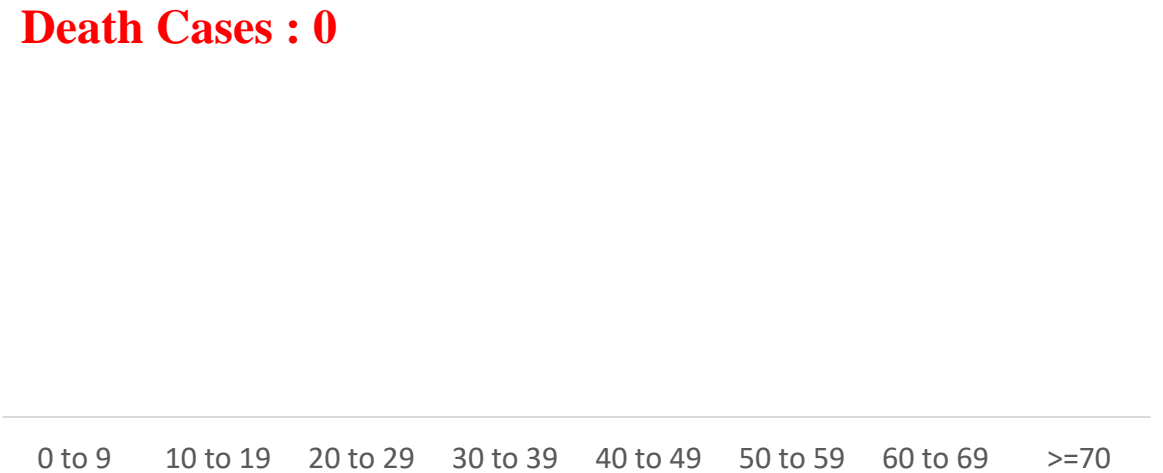
Positive Cases : 210



Recovered Cases : 171

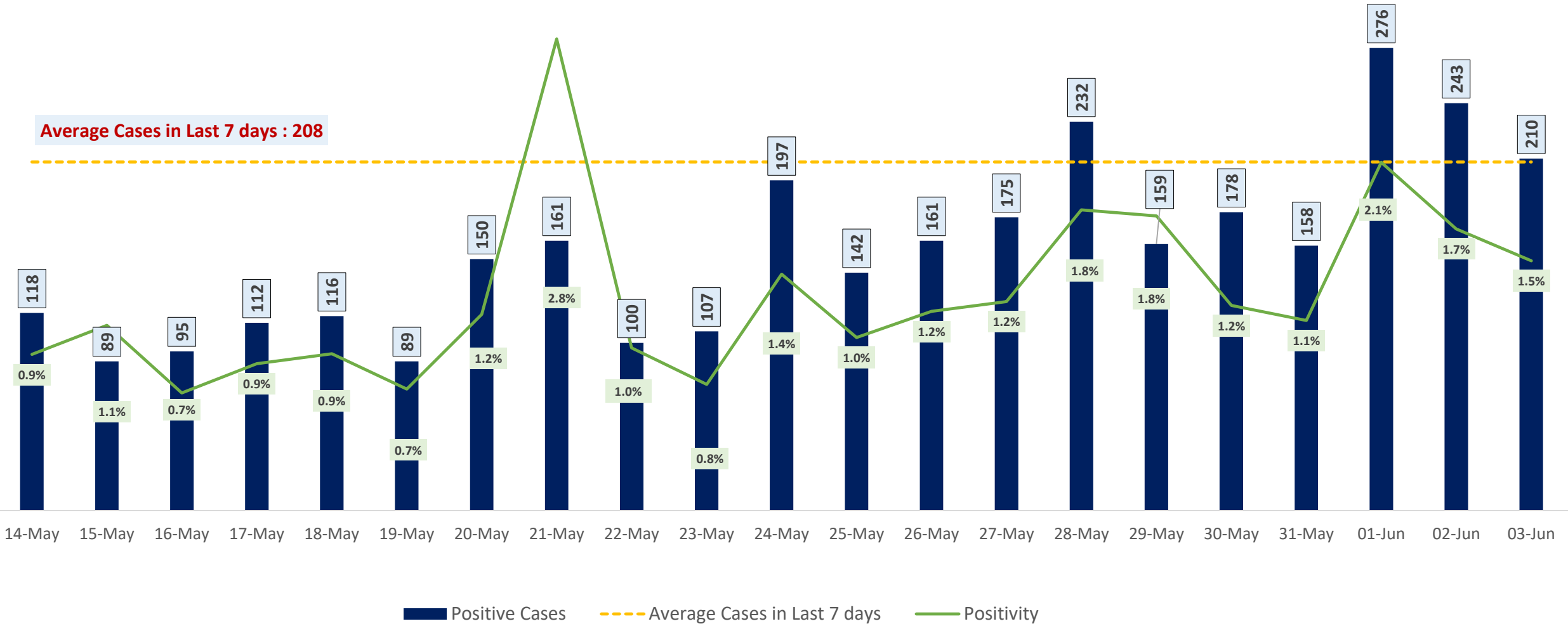


Death Cases : 0





POSITIVITY RATE OF BENGALURU – LAST 21 DAYS

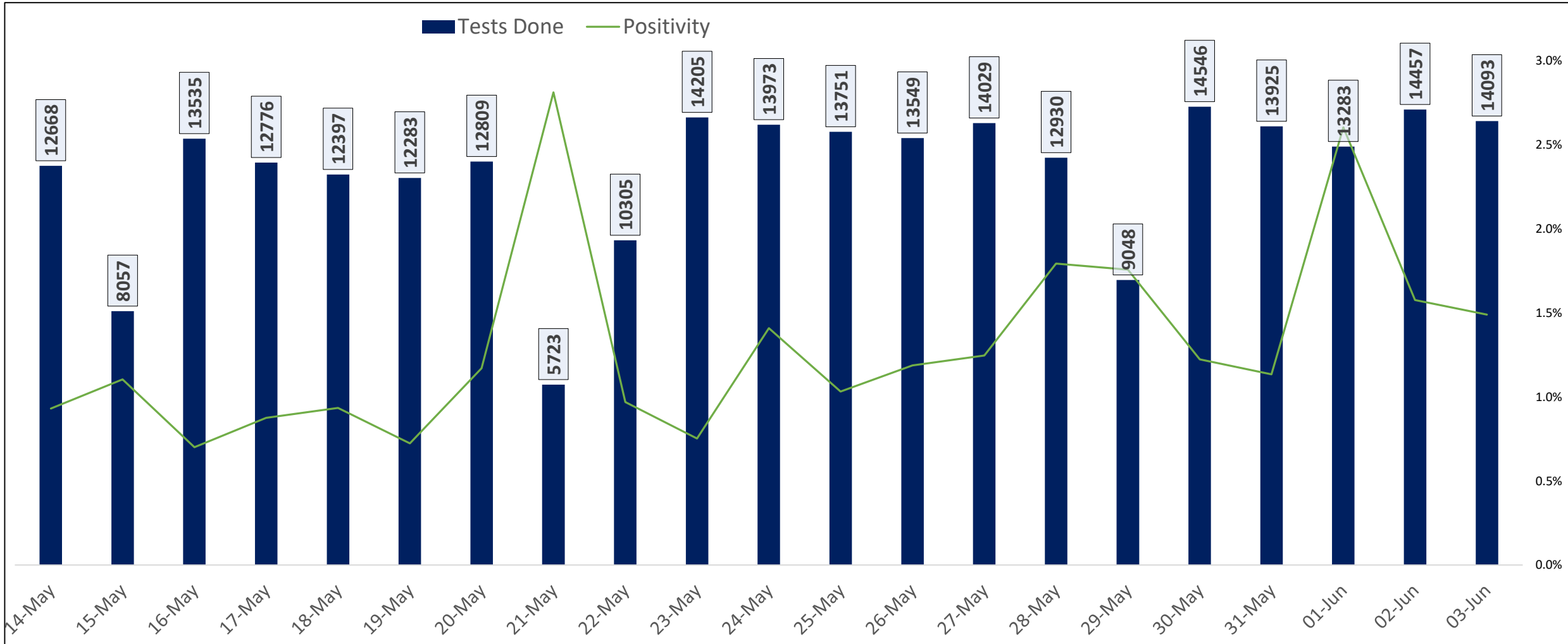




TESTING TRENDS IN BENGALURU



Total Test Conducted Till Date	Test Conducted Last 24 hours	Last 7 Days Average
3,01,05,726	14,093	13,183



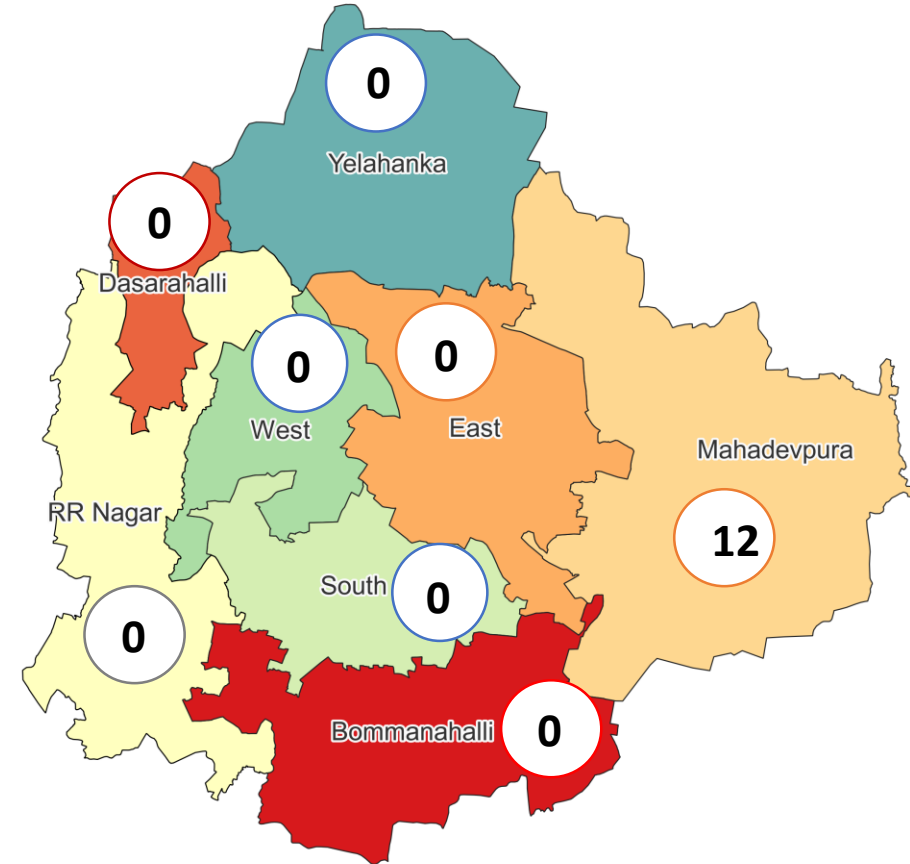


CLUSTER DETAILS



Zone Name	TOTAL CLUSTERS	Budding Clusters	Clusters	Outbreaks
		Less Than 5 Cases	5 To 14 Cases	More Than 14 Cases
BOMMANAHALLI	0 (-)	0 (-)	0 (-)	0 (-)
DASARAHALLI	0 (-)	0 (-)	0 (-)	0 (-)
EAST	0 (-)	0 (-)	0 (-)	0 (-)
MAHADEVPURA	12 (-)	11 (-)	1 (-)	0 (-)
RR NAGAR	0 (-)	0 (-)	0 (-)	0 (-)
SOUTH	0 (-)	0 (-)	0 (-)	0 (-)
WEST	0 (-)	0 (-)	0 (-)	0 (-)
YELAHANKHA	0 (-)	0 (-)	0 (-)	0 (-)
TOTAL	12 (-)	11 (-)	1 (-)	0 (-)

Total Active Clusters



Types of Clusters

Zone Name	Apartments/ Villa	Individual House	Hostels/Quarters	Others	Schools/Colleges
BOMMANAHALLI	0 (-)	0 (-)	0 (-)	0 (-)	0 (-)
DASARAHALLI	0 (-)	0 (-)	0 (-)	0 (-)	0 (-)
EAST	0 (-)	0 (-)	0 (-)	0 (-)	0 (-)
MAHADEVPURA	10 (-)	2 (-)	0 (-)	0 (-)	0 (-)
RR NAGAR	0 (-)	0 (-)	0 (-)	0 (-)	0 (-)
SOUTH	0 (-)	0 (-)	0 (-)	0 (-)	0 (-)
WEST	0 (-)	0 (-)	0 (-)	0 (-)	0 (-)
YELAHANKHA	0 (-)	0 (-)	0 (-)	0 (-)	0 (-)
TOTAL	10 (-)	2 (-)	0 (-)	0 (-)	0 (-)

▲▼ : Shows increase and decrease in numbers as compared to previous day



GOVT. QUOTA COVID BED STATUS AS ON 04.06.2022



SR. NO.	Facility Type	No. of Hospital	Total Allocated Beds for C+ Patients					Occupied Beds for C+ Patients					Net Available Beds for C+ Patients				
			Gen Beds	HDU	ICU Beds	ICU-V	Total	Gen Beds	HDU	ICU Beds	ICU-V	Total	Gen Beds	HDU	ICU Beds	ICU-V	Total
1	Government Medical Colleges	4	120	255	33	27	435	0	0	0	0	0	120	255	33	27	435
2	Government Hospitals	18	637	292	74	95	1,098	0	0	0	0	0	637	292	74	95	1,098
3	Private Medical Colleges	12	178	200	66	35	479	0	0	0	0	0	178	200	66	35	479
4	Private Hospitals	32	181	61	49	42	333	0	0	0	0	0	181	61	49	42	333
5	Covid Care Centre	1	50					0					50				
Total Beds		67	1,166	808	222	199	2,395	0	0	0	0	0	1,166	808	222	199	2,395

* Status as on 04.06.2022 – 04:50 PM

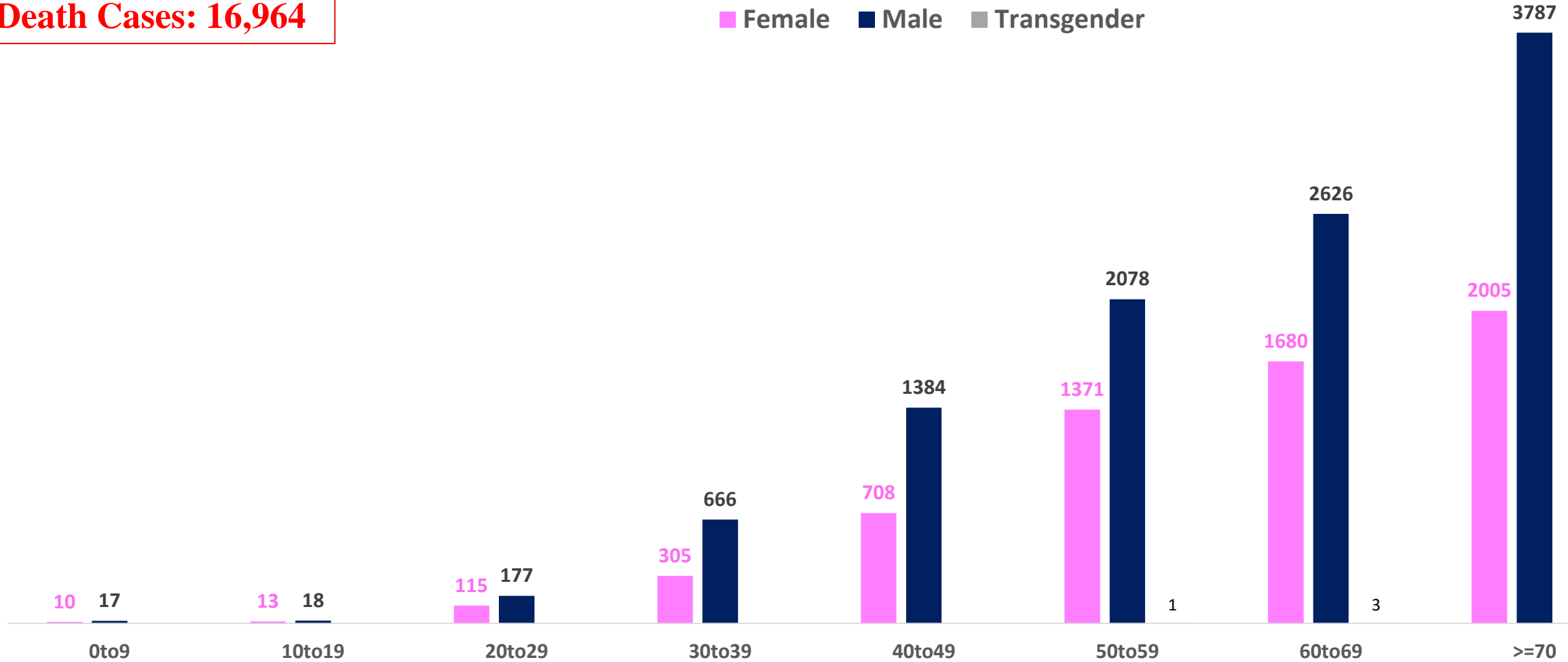


AGE AND GENDER WISE DISTRIBUTION OF DEATH CASES



Death Cases: 16,964

Female Male Transgender





VACCINATION COVERAGE AS ON 03.06.2022



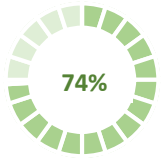
Total Doses Administered

1,92,60,052

▲ 17,290

Total 12-14 years Population : 2.82 Lakhs

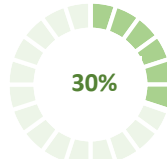
1ST DOSE



74%
2,08,498
Doses administered

▲ 1,888

2ND DOSE

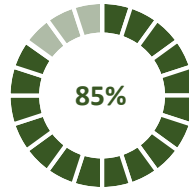


30%
85,488
Doses administered

▲ 2,316

Total 15-18 years Population : 4.42 Lakhs

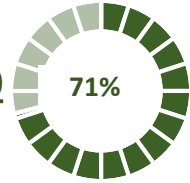
1ST DOSE



85%
3,45,050
Doses administered

▲ 305

2ND DOSE

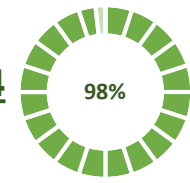


71%
2,88,704
Doses administered

▲ 692

Total adult Population : 91.7 Lakhs

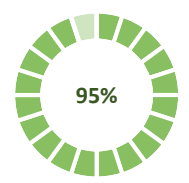
1ST DOSE



98%
90,01,192
Doses administered

▲ 188

2ND DOSE



95%
87,02,631
Doses administered

▲ 5,843

Priority Group*

Health Care Workers

Dose 1

2,10,314

Doses administered

▲ 1

Dose 2

2,06,535

Doses administered

▲ 1

Frontline Workers

Dose 1

3,81,813

Doses administered

▲ 0

Dose 2

3,72,613

Doses administered

▲ 2

45 – 59 Years Coverage

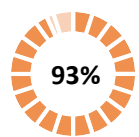
Dose 1



95%
16,93,918
Doses administered

▲ 21

Dose 2

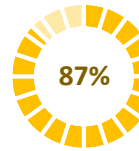


93%
16,52,010
Doses administered

▲ 516

18 - 44 Years Coverage

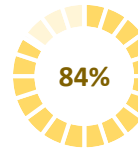
Dose 1



87%
57,35,566
Doses administered

▲ 155

Dose 2



84%
55,22,179
Doses administered

▲ 5,111

60 + Years Coverage

Dose 1



100%
9,79,581
Doses administered

▲ 11

Dose 2



100%
9,49,294
Doses administered

▲ 213

PRECAUTION DOSE



6,28,489

Doses administered

▲ 6,058

PRECAUTION DOSES ADMINISTERED

Health Care Workers

78,661

Booster Doses administered

▲ 172

Front Line Workers

83,590

Booster Doses administered

▲ 895

60 + Years Coverage

3,28,169

Booster Doses administered

▲ 852

18 + Years Coverage

1,38,069

Booster Doses administered

▲ 4,139

▲ indicates the increase in last 24 hours



COVID-19 SCENARIO IN BENGALURU AND OTHER METROPOLITAN CITIES



CITY NAME	Positive Cases	Active Cases	Recovered	Deceased	Vaccine Doses Administered
New Delhi	19,07,982	1,446	18,80,324	26,212	3,43,67,663
Bengaluru*	17,88,604	2,146	17,69,494	16,964	2,21,55,508
Mumbai	10,67,086	3,735	10,43,784	19,567	2,11,41,367
Chennai	7,52,733	370	7,43,295	9,068	1,05,51,163
Kolkata	4,47,192	272	4,41,264	5,656	1,01,84,869

Source : <https://dashboard.cowin.gov.in/> at 4:50pm (04.06.2022)
Source : <https://www.covid19bharat.org/> at 4:50 pm (04.06.2022)

*includes BBMP & Bengaluru Urban



SNAPSHOT OF COVID-19 CASES IN BENGALURU URBAN



**Total Wards With
< =5 Cases* :
159**

**Tests Conducted
On 03.06.2022:
14,093**

**Recovery
Rate:
98.93%**

**Total
Active Cases :
2,146**

**Total Vaccinated on
03.06.2022:
17,290**

**Positivity
Rate* :
1.58%**

**Active
Rate:
0.12%**

**Case
Fatality Rate* :
0.00%**

*Total positive cases In the past 7 days

*CFR and positivity is for Past 7 days

Download BBMP Bulletin	https://apps.bbmpgov.in/covid19/mediabulletin.php
For BBMPCovid19 Bed Status:	https://apps.bbmpgov.in/covid19/en/Bedstatus.php
To register for vaccination :	https://selfregistration.cowin.gov.in/
BBMP COVID19 Dashboard:	https://apps.bbmpgov.in/covid19/
Follow us on:	www.facebook.com/bbmp.comm1/
	twitter.com/BBMPCOMM

Issued by:

Honorable Chief Commissioner, BBMP
Special Commissioner Health & IT, BBMP
MD, Bengaluru Smart City Limited

THANK YOU !

